

**SUMMARY**  
**ENVIRONMENT, CLIMATE CHANGE & COASTAL DEVELOPMENT**  
**ANNUAL DEVELOPMENT PROGRAMME 2026-2027**

(Rs. In Million)




Sr.No	Sector / Sub Sector	Throw-forward as on 01.07.2026	On-Going				Unapproved Schemes Carried Forward				TOTAL				FPA	Grand Total (15+16)
			No. of Schemes	Capital	Revenue	Total	No. of Schemes	Capital	Revenue	Total	No. of Schemes	Capital	Revenue	Total		
1	2	3	4	5	6	7	8	9	10	11	12	13	14	15	16	17
i	Coastal Development	949.791	3	434.899	3.822	438.721	0	0.000	0.000	0.000	3	434.899	3.822	438.721	0.000	438.721
ii	ENVIRONMENT	247.988	7	24.307	77.972	102.279	0	0.000	0.000	0.000	7	24.307	77.972	102.279	0.000	102.279
<b>Total ENVIRONMENT, CLIMATE CHANGE &amp; COASTAL DEVELOPMENT:-</b>		<b>1,197.779</b>	<b>10</b>	<b>459.206</b>	<b>81.794</b>	<b>541.000</b>	<b>0</b>	<b>0.000</b>	<b>0.000</b>	<b>0.000</b>	<b>10</b>	<b>459.206</b>	<b>81.794</b>	<b>541.000</b>	<b>0.000</b>	<b>541.000</b>

**PROVINCIAL  
ENVIRONMENT, CLIMATE CHANGE & COASTAL DEVELOPMENT**





( Rs. in million )

Gen. Sr. No.	UID	QR Code	Sector / Sub-sector /Name of Scheme	Location of Scheme/ District	Status Date of Approval	Target Date for Completion	Estimated Cost	Actual Exp: upto June, 25	Revised Allocation 2025-2026		Estimated Expenditure upto June' 26	Throw forward as on 01-07-26	Allocation for 2026-2027			FPA	Financial Progress in %age upto	
									Total	F.P.A.			Capital	Revenue	Total		Jun'26	Jun'27
1	2	3	4	5	6	7	8	9	10	11	12	13	14	15	16	17	18	19

**Coastal Development  
(On-Going Schemes)**




767	ECDCL-PP-21-0369		Improvement of Coastal Roads From Ibrahim Hyderi to Lath Basti 12.5 KMs. (SDG # 6, 9 & 14)	Karachi	Approved 07.12.22	Jun-27	425.875	116.229	25.000	0.000	141.229	284.646	101.000	0.000	101.000	0.000	33.2%	56.9%
768	ECDCL-PP-21-0370		Communication Access and Allied Facilities in the Coastal Areas of Karachi & Thatta. (C:736.792+R:4.372) (SDG # 6, 9, 14 & 15) (Revised on 26-02-2025)	Karachi, Thatta	Approved 13.05.22	Jun-27	741.164	130.716	77.866	0.000	208.582	532.582	204.801	0.357	205.158	0.000	28.1%	55.8%
769	ECDCL-PP-25-0001		Rehabilitation / Upgradation of Four Floating Jetties in the Coastal Areas of Thatta & Sujawal Districts (C:159.0+R:1.0) (SDG # 6, 9 & 14)	Sujawal, Thatta	Approved 24.10.25	Jun-27	152.563	0.000	20.000	0.000	20.000	132.563	129.098	3.465	132.563	0.000	13.1%	100.0%
<b>Total Coastal Development (On-Going Schemes)</b>							<b>1,319.602</b>	<b>246.945</b>	<b>122.866</b>	<b>0.000</b>	<b>369.811</b>	<b>949.791</b>	<b>434.899</b>	<b>3.822</b>	<b>438.721</b>	<b>0.000</b>	<b>-</b>	
<b>Total Coastal Development (Unapproved Schemes Carried Forward)</b>							<b>0.000</b>	<b>0.000</b>	<b>0.000</b>	<b>0.000</b>	<b>0.000</b>	<b>0.000</b>	<b>0.000</b>	<b>0.000</b>	<b>0.000</b>	<b>0.000</b>	<b>0.000</b>	<b>-</b>
<b>Total Coastal Development :-</b>							<b>1,319.602</b>	<b>246.945</b>	<b>122.866</b>	<b>0.000</b>	<b>369.811</b>	<b>949.791</b>	<b>434.899</b>	<b>3.822</b>	<b>438.721</b>	<b>0.000</b>	<b>-</b>	

**ENVIRONMENT  
(On-Going Schemes)**

770	ECDEV-PP-11-0007		Study of Environment & Health Impacts of Pesticides & Chemical Fertilizer in Sindh (Larkano, Mirpurkhas, Jacobabad, Kashmore, Ghotki, Sukkur, SBA, T.A.Yar, Thatta & Badin) (SDG # 13)	Sindh	Approved 15.05.12	Jun-27	33.000	19.050	0.000	0.000	19.050	13.950	0.000	3.000	3.000	0.000	57.7%	66.8%
771	ECDEV-PP-13-0008		Strengthening of Environmental Monitoring System in EPA Sindh (SDG # 13)	Hyderabad, Karachi, Sukkur	Approved 29.10.13 U/R	Jun-27	140.000	71.489	0.000	0.000	71.489	68.511	0.000	0.001	0.001	0.000	51.1%	51.1%
772	ECDEV-PP-13-0009		Environmental Awareness and Education for Protection and Conservation of Natural Resources in Sindh (SDG #13)	Sindh	Approved 29.10.13 U/R	Jun-27	115.000	48.750	0.000	0.000	48.750	66.250	0.000	0.001	0.001	0.000	42.4%	42.4%
773	ECDEV-PP-21-0358		Renovation & Rehabilitation of Building of Environment Complex (SDG # 13)	Karachi Korangi	Approved 08.01.25 U/R	Jun-27	107.886	0.000	92.520	0.000	92.520	15.366	15.366	0.000	15.366	0.000	85.8%	100.0%

**PROVINCIAL  
ENVIRONMENT, CLIMATE CHANGE & COASTAL DEVELOPMENT**

(Rs. in million)

Gen.Sr. No.	UID	QR Code	Sector / Sub-sector /Name of Scheme	Location of Scheme/ District	Status Date of Approval	Target Date for Completion	Estimated Cost	Actual Exp: upto June,25	Revised Allocation 2025-2026		Estimated Expenditure upto June'26	Throw forward as on 01-07-26	Allocation for 2026-2027			FPA	Financial Progress in %age upto		
									Total	F.P.A.			Capital	Revenue	Total		Jun'26	Jun'27	
1	2	3	4	5	6	7	8	9	10	11	12	13	14	15	16	17	18	19	
774	ECDEV-PP-21-0360		Construction of Additional Floor, Renovation and Rehabilitation of EPA Buildings at Hyderabad (SDG # 13)	Hyderabad	Approved 22.03.22 U/R	Jun-27	44.914	33.225	2.750	0.000	35.975	8.939	8.939	0.000	8.939	0.000	80.1%	100.0%	
775	ECDEV-PP-21-0361		Construction of Additional Block, Renovation and Rehabilitation of EPA Buildings at Sukkur (SDG # 13)	Sukkur	Approved 22.03.22 U/R	Jun-27	54.621	12.796	41.823	0.000	54.619	0.002	0.002	0.000	0.002	0.000	100.0%	100.0%	
776	ECDEV-PP-25-0001		Automation of Industrial Environmental Monitoring, Inspection and Assessment.	Karachi Coastal Area of Sindh	Approved 24.10.25	Jun-27	149.970	0.000	75.000	0.000	75.000	74.970	0.000	74.970	74.970	0.000	50.0%	100.0%	
<b>Total ENVIRONMENT (On-Going Schemes)</b>							<b>645.391</b>	<b>185.310</b>	<b>212.093</b>	<b>0.000</b>	<b>397.403</b>	<b>247.988</b>	<b>24.307</b>	<b>77.972</b>	<b>102.279</b>	<b>0.000</b>	<b>-</b>	<b>-</b>	
<b>Total ENVIRONMENT (Unapproved Schemes Carried Forward)</b>							<b>0.000</b>	<b>0.000</b>	<b>0.000</b>	<b>0.000</b>	<b>0.000</b>	<b>0.000</b>	<b>0.000</b>	<b>0.000</b>	<b>0.000</b>	<b>0.000</b>	<b>0.000</b>	<b>-</b>	<b>-</b>
<b>Total ENVIRONMENT :-</b>							<b>645.391</b>	<b>185.310</b>	<b>212.093</b>	<b>0.000</b>	<b>397.403</b>	<b>247.988</b>	<b>24.307</b>	<b>77.972</b>	<b>102.279</b>	<b>0.000</b>	<b>-</b>	<b>-</b>	
<b>Total ENVIRONMENT, CLIMATE CHANGE &amp; COASTAL DEVELOPMENT (On-Going)</b>							<b>1,964.993</b>	<b>432.255</b>	<b>334.959</b>	<b>0.000</b>	<b>767.214</b>	<b>1,197.779</b>	<b>459.206</b>	<b>81.794</b>	<b>541.000</b>	<b>0.000</b>	<b>-</b>	<b>-</b>	
<b>Total ENVIRONMENT, CLIMATE CHANGE &amp; COASTAL DEVELOPMENT (Unapproved Schemes Carried Forward)</b>							<b>0.000</b>	<b>0.000</b>	<b>0.000</b>	<b>0.000</b>	<b>0.000</b>	<b>0.000</b>	<b>0.000</b>	<b>0.000</b>	<b>0.000</b>	<b>0.000</b>	<b>-</b>	<b>-</b>	
<b>Total ENVIRONMENT, CLIMATE CHANGE &amp; COASTAL DEVELOPMENT</b>							<b>1,964.993</b>	<b>432.255</b>	<b>334.959</b>	<b>0.000</b>	<b>767.214</b>	<b>1,197.779</b>	<b>459.206</b>	<b>81.794</b>	<b>541.000</b>	<b>0.000</b>	<b>-</b>	<b>-</b>	